



# PANTHER EQUIPMENT

## 2019 PRICE LIST

Qty	Item Number	Description	Price
	ATP-100	AdapTech™ Premier Wand System – Package includes base wand with stainless steel ball valve, ergonomic handle, dual plane swivel, quick-connect couplers with plug, single tip, dual tip, 24" and 36" AutoFlow™ attachments with strip brushes. Circle tip selections below. <b>Single Tip: 1/4" 3/8" 80/40 80/50 80/70 Dual Tip: 1/4" 3/8" 80/40 80/50 80/70</b>	\$850
	ATW-100	AdapTech™ Complete Wand System – Package includes base wand with stainless steel ball valve, ergonomic handle, dual plane swivel, quick-connect couplers with plug, single tip, dual tip, and 24" AutoFlow™ attachment with strip brush. Circle tip selections below. <b>Single Tip: 1/4" 3/8" 80/40 80/50 80/70 Dual Tip: 1/4" 3/8" 80/40 80/50 80/70</b>	\$650
	ATW-150	AdapTech™ Complete Wand System with 36" AutoFlow™ attachment. Circle tip selections below. <b>Single Tip: 1/4" 3/8" 80/40 80/50 80/70 Dual Tip: 1/4" 3/8" 80/40 80/50 80/70</b>	\$700
	ATC-100	AdapTech™ Core Wand System – Package includes base wand with brass ball valve, ergonomic handle, quick-connect couplers, single tip and 24" AutoFlow™ attachment with strip brush. Circle tip selection below. <b>Single Tip: 1/4" 3/8" 80/40 80/50 80/70</b>	\$525
	ATC-150	AdapTech™ Core Wand System with 36" AutoFlow™ attachment. Circle tip selection below. <b>Single Tip: 1/4" 3/8" 80/40 80/50 80/70</b>	\$575
	BSV-100	Brass squeeze valve upgrade – when purchased with ATW-100 or ATW-150	\$120
	ATB-200	AdapTech™ Base Wand System – Package includes base wand with stainless steel ball valve, ergonomic handle and dual plane swivel	\$350
	BSV-200	Brass squeeze valve upgrade – when purchased with ATB-200	\$125
	STA-200	Single tip attachment – complete. Circle tip selection. 1/4" 3/8" 80/40 80/50 80/70	\$45
	DTA-200	Dual tip attachment – complete. Circle tip selection. 1/4" 3/8" 80/40 80/50 80/70	\$250
	AFA-200	24" AutoFlow™ attachment – complete. Includes strip brush	\$335
	AFB-200	36" AutoFlow™ attachment – complete. Includes strip brush	\$385
	SBV-200	Stainless steel ball valve	\$65
	BSV-250	Brass squeeze valve	\$160
	SWL-200	Dual plane swivel	\$65
	HDL-200	Ergonomic handle with rubber grip & thumb screw	\$65
	TMB-200	Replacement thumb screw for handle	\$5
	RBA-200	Replacement brush for 24" AutoFlow™ attachment (36" strip brush)	\$30
	RBB-200	Replacement brush for 36" AutoFlow™ attachment (48" strip brush)	\$35
	QCM-200	Male quick-connect coupler	\$20
	QCF-200	Female quick-connect coupler	\$25
	QCP-200	Male quick-connect plug	\$20
	HOS-200	100' 3/4" application hose with swivel fittings and bend restrictors on both ends	\$425
	FOR-200	1/4" Spray tip 80/40	\$8
	FIF-200	1/4" Spray tip 80/50	\$8
	SEV-200	1/4" Spray tip 80/70	\$8
	FOR-250	3/8" Spray tip 80/40	\$10
	FIF-250	3/8" Spray tip 80/50	\$10
	SEV-250	3/8" Spray tip 80/70	\$10

Prices and specifications subject to change without notice, and do not include shipping charges. Minnesota residents add applicable sales tax.





**TO PLACE AN ORDER: PLEASE CALL TOLL-FREE 888-99-PANTHER (888-997-2684), FAX THIS FORM TO 888-887-0067 OR EMAIL IT TO SALES@PANTHEREQUIPMENT.COM. ORDER CONFIRMATION WITH SHIPPING CHARGES AND TOTAL WILL BE FAXED OR EMAILED.**

Name: \_\_\_\_\_ Company: \_\_\_\_\_

Address: \_\_\_\_\_ City: \_\_\_\_\_ State: \_\_\_\_\_ Zip: \_\_\_\_\_

Email: \_\_\_\_\_ Phone: \_\_\_\_\_ Fax: \_\_\_\_\_

Circle Credit Card Type:





 Credit Card Number: \_\_\_\_\_  
 Expiration Date: \_\_\_\_\_ 3 Digit CVV Code (back of card): \_\_\_\_\_